

SEXUAL AND REPRODUCTIVE HEALTH AND RIGHTS

INFOGRAPHIC SNAPSHOT

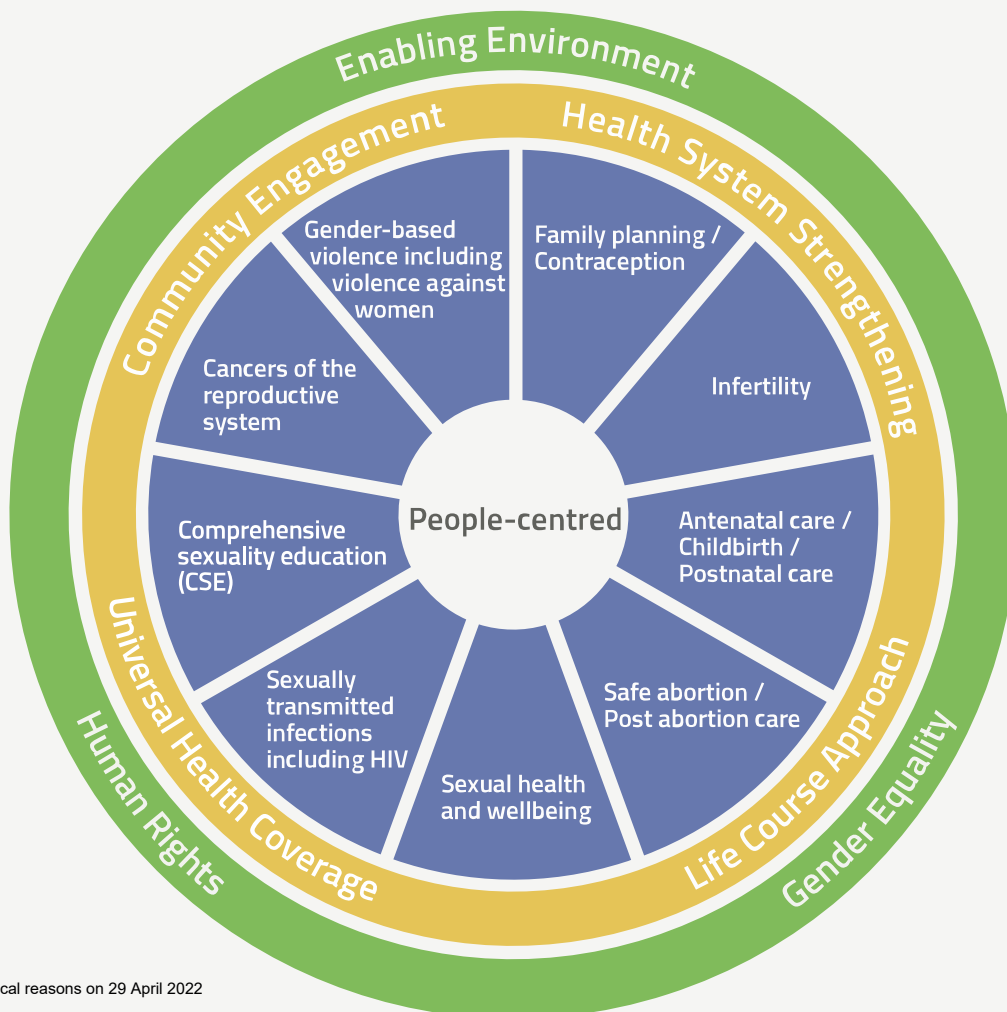
KENYA 2021^{1*}



This country snapshot provides an overview of national data relating to sexual and reproductive health and rights (SRHR) throughout the life course. Realization of SRHR² requires provision of comprehensive, people-centred services, that address the different elements of SRHR, and which are supported by an enabling environment, quality health systems, and meaningful community engagement. Multiple, synergistic cross-linkages exist within and between the different SRHR elements, leading to sequential outcome benefits throughout the life course.³

By highlighting the national SRHR situation - including successes, areas for improvement, and data gaps - this snapshot can be used for determining priorities, planning of programmes, resource mobilization, and strengthening of health systems, service delivery and community engagement.

This snapshot uses the latest data publically available at the publication date¹, from reputable international sources (see endnotes for the year and source of each data point). It is acknowledged that intersectionality and people-centredness are not well reflected in available data, and that many categories of information currently collected are gender-binary.



*Reissued for technical reasons on 29 April 2022



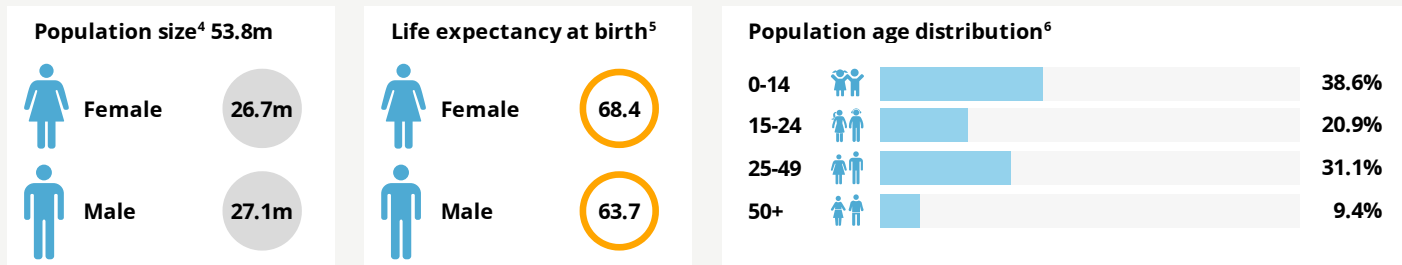
CONTEXT

The Sustainable Development Goals (SDGs) and Universal Health Coverage (UHC) agendas provide important opportunities to realise sexual and reproductive health and rights for all, including key and vulnerable populations, and to reimagine and enhance equitable access and quality coverage of SRH services. Delivery of comprehensive SRHR interventions throughout the life course is an essential component of UHC.

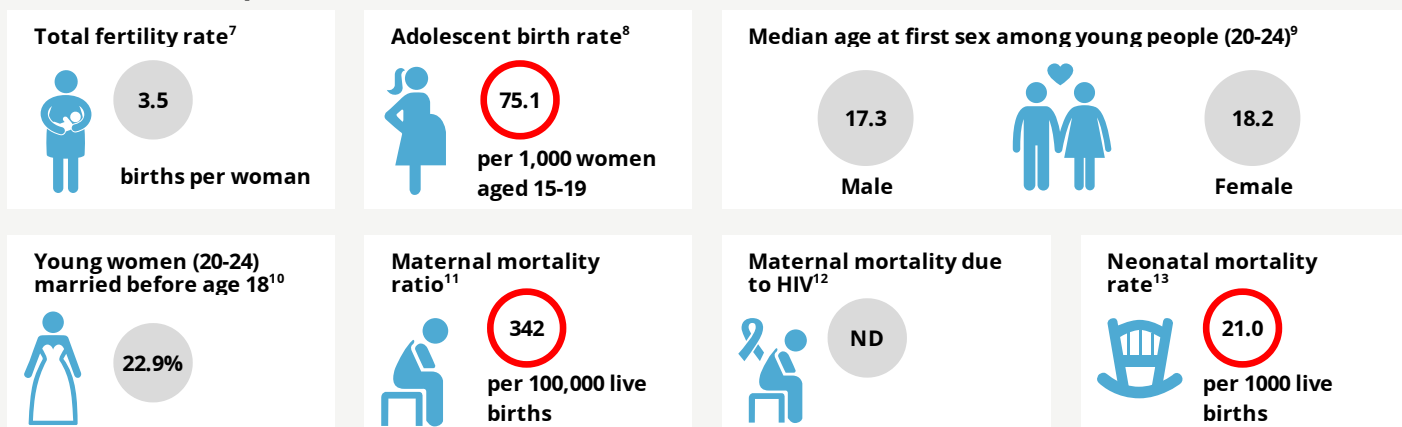
ND = No Data

Global Targets: Achieved ● Challenges remain ● Major challenges remain ●

Demographic data




Sexual and Reproductive Health



HIV

	Number of new HIV infections ¹⁴	Number of people living with HIV ¹⁵	Number of AIDS related deaths ¹⁶
Child (0-14)	6,800	110,000	4,300
Female (15-24)	10,000	110,000	1,300
Male (15-24)	4,000	64,000	1,300
Female (25-49)	10,000	600,000	4,500
Male (25-49)	8,500	320,000	5,900
Female (50+)	1,000	170,000	1,400
Male (50+)	<1,000	130,000	2,200
Total	42,000	1.5m	21,000



ENABLING ENVIRONMENT

Supportive laws and policies, and access to justice are essential to eliminate stigma, discrimination, violence, coercion and exclusion in health care. Such laws and policies create a safe and supportive enabling environment that meets the SRHR needs of all people, especially key and vulnerable populations. Harmful laws need to be amended, and damaging practices need to be countered at all levels.

ND = No Data

Global Targets: Achieved ● Challenges remain ● Major challenges remain ●

Laws and policies

Impact on integrated SRHR: Supportive ● Partial ● Punitive ●

People living with HIV

Are there laws or policies that:

Criminalize transmission, exposure or non-disclosure of HIV ¹⁹	Yes	●
Restrict entry, stay and residence of people living with HIV ²⁰	No	●
Protect against discrimination on basis of HIV status ²¹	Yes	●
Allow HIV self-testing ²²	Yes	●
Make oral pre-exposure prophylaxis for HIV (PrEP) available ²³	Yes	●


Key populations

Are there laws or policies that:

Criminalize same-sex sexual behaviour ²⁴	Yes	●
Criminalize sex work ²⁵	Yes	●
Allow the death penalty for people convicted of drug-related offences ²⁶	No	●
Support a harm reduction approach for people who use drugs ²⁷	Yes	●
Legally recognize a third gender ²⁸	ND	●

SRHR and gender-based violence

Are there laws or policies that:

Allow safe abortion ²⁹		
- To save a woman's life	Yes	●
- To preserve a woman's physical health	ND	●
- To preserve a woman's mental health	ND	●
- In case of rape	ND	●
- In case of incest	ND	●
- Owing to foetal impairment	ND	●
- For economic or social reasons	ND	●
- On request	ND	●
Require spousal consent for married women to access SRH services ³⁰	No	●
Explicitly criminalize marital rape ³¹	No	●
Criminalize domestic violence ³²	No	●
Criminalize sexual harassment ³³	Yes	●
Require provision of CSE in primary school ³⁴	Yes	●
 National strategy or policy on self-care interventions ³⁵	ND	●





Extent to which laws and regulations guarantee access to SRH care and education (SDG 5.6.2)³⁶

Maternity care		ND
Family planning		ND
CSE		ND
Sexual health		ND
Total		ND

Age of Consent

Legal age for consent to sexual intercourse³⁷

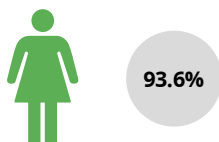
Legal age for marriage without parental consent³⁸

 Female	ND	 Female	18
 Male	ND	 Male	18


Laws requiring parental consent for adolescents to access SRH services³⁹ No

Women's empowerment

Percentage of women that believe they should have final say in decisions regarding their own healthcare⁴⁰



Percentage of women (15-49) making SRHR decisions⁴¹



Global Gender Gap Index⁴²

Ranking (out of 156 countries)
Score (1.0 = parity)



Stigma

Percentage of general population reporting discriminatory attitudes towards people living with HIV⁴³



HEALTH SYSTEMS

Universal health coverage (UHC) is central to achieving better health and well-being for all people throughout the life course. Reaching UHC requires transforming health systems away from vertical and top-down approaches towards integrated, people-centred, supportive systems for health. Comprehensive SRHR, within UHC, is crucial to support progress towards advancing health and wellbeing for all.

ND = No Data


Global Targets: Achieved ● Challenges remain ● Major challenges remain ●

Universal Health Coverage

Coverage of essential health services (SDG 3.8.1)⁴⁴



Catastrophic health spending (SDG 3.8.2)
Households where expenditure on health is greater than:



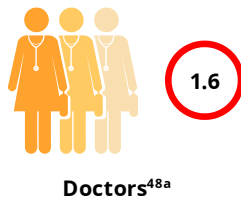
Governance

Legislation on universal health coverage⁴⁷



Health workforce

Skilled health professionals (per 10,000 population)



Supply Chain

Availability of essential medicines and commodities in Public Health facilities⁴⁹



Male condom stock-out in the past 12 months⁵⁰



Health information

Paper-based or electronic health information system⁵¹



Antenatal care data captured in health information system⁵²



Health financing

Total health expenditure as a percentage of GDP⁵³



Government health expenditure as percentage of GDP⁵⁴



Total health expenditure per capita (USD)⁵⁵



Government expenditure on reproductive health per capita (USD)⁵⁶



Integrated service delivery

Health facilities delivering HIV counselling and testing with SRH services⁵⁷



Health facilities delivering HIV treatment and care with SRH services⁵⁸



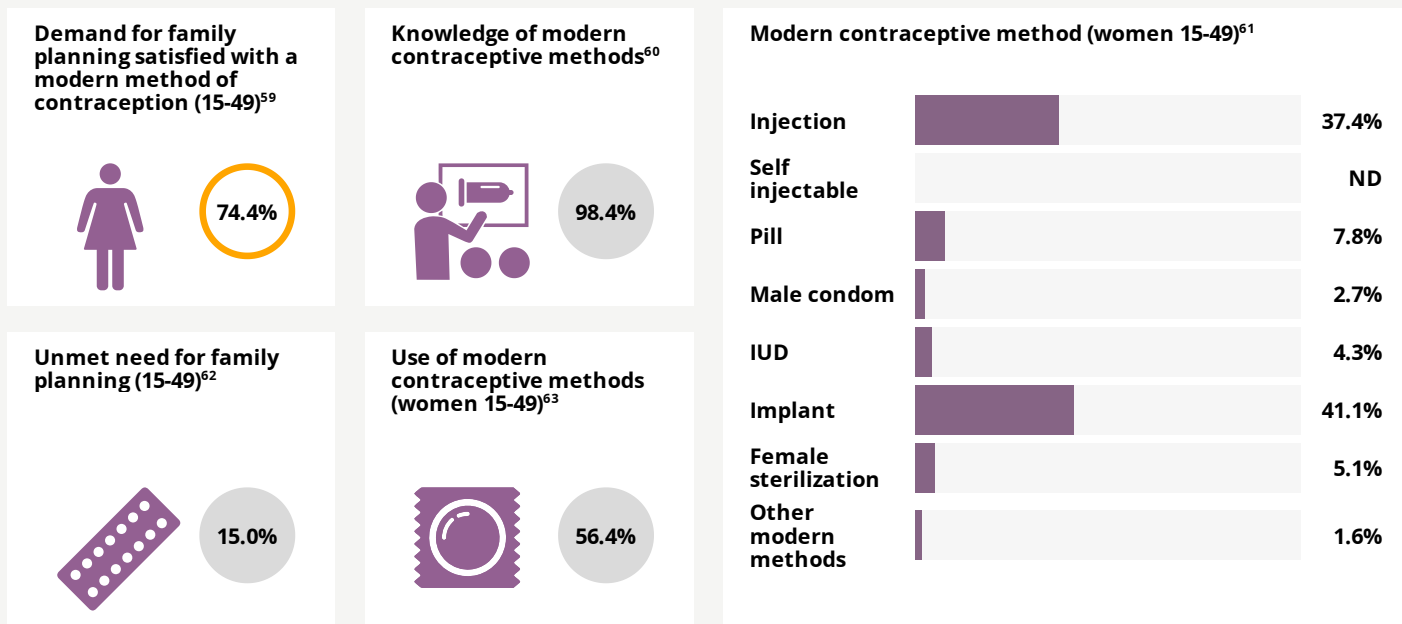
SERVICE DELIVERY: REPRODUCTIVE HEALTH

Women have the right to decide whether, when and how many children they want to have, and to do so safely, without fear of acquiring STIs including HIV, or of maternal morbidity and mortality. Women require access to a choice of modern contraceptive methods and quality antenatal, childbirth and postnatal care, safe abortion care (to the full extent of the law), post abortion care and infertility services.

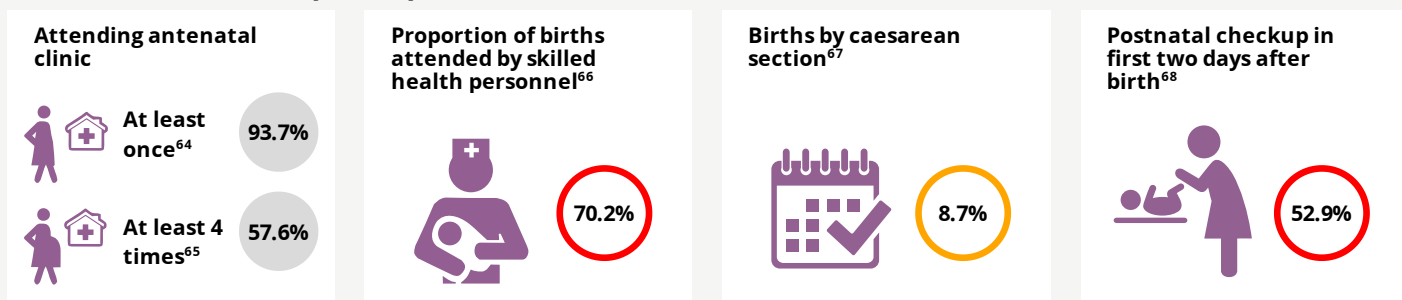
ND = No Data

Global Targets: Achieved ● Challenges remain ● Major challenges remain ●

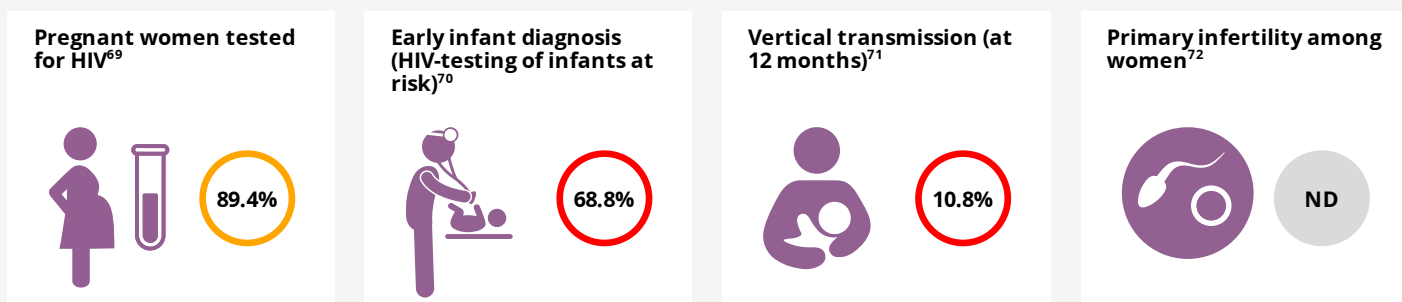
Contraception / Family Planning



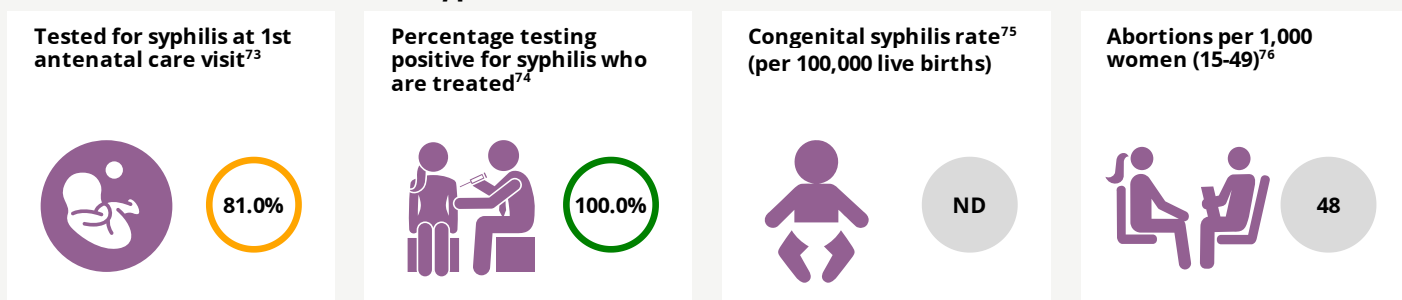
Antenatal, delivery and postnatal care



Vertical transmission of HIV



Vertical transmission of syphilis



SERVICE DELIVERY: SEXUAL HEALTH

Sexual health is a state of physical, emotional, mental and social well-being in relation to sexuality. It requires a positive and respectful approach to sexuality and sexual relationships, as well as the possibility of having pleasurable and safe sexual experiences, free of coercion, stigma, discrimination and violence.

ND = No Data

Global Targets: Achieved ● Challenges remain ● Major challenges remain ●

HIV prevention

Condom use at last high risk sex (15-49)⁷⁷



Male circumcision⁷⁸




95-95-95 testing and treatment cascade

People living with HIV who know their status (15+)⁷⁹



People living with HIV who know their status who are on ART (15+)⁸⁰

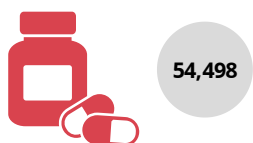


People living with HIV on ART who achieve viral load suppression (15+)⁸¹



PrEP and HIV self-testing

Current oral pre-exposure prophylaxis for HIV (PrEP) users⁸²



HIV self tests conducted⁸³



Syphilis

Active syphilis among men who have sex with men⁸⁴



Active syphilis among sex workers⁸⁵



Gender based violence

Women experiencing physical or sexual violence in past 12 months (15-49)⁸⁶



25.5%

Wife agrees husband justified beating her - at least one reason specified⁸⁷



41.8%

Care/support provided by service delivery points in cases of rape or incest

First-line support (psychological first aid)⁸⁸ Yes ●

Emergency contraception for women (within 5 days)⁸⁹ Yes ●

Safe abortion (in accordance with national laws)⁹⁰ No ●

Post-exposure prophylaxis for STIs and HIV (within 72 hours)⁹¹ Yes ●

Cervical cancer

Existence of national HPV vaccination programme⁹²



Existence of national cervical cancer screening programme⁹³



Type of programme⁹⁴



Coverage of national screening programme⁹⁵



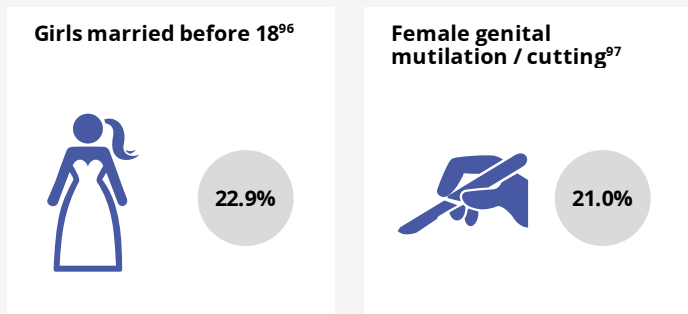
SERVICE DELIVERY: SEXUAL AND REPRODUCTIVE HEALTH FOR ALL

Everyone has the right to access sexual and reproductive health services and information, free of force or coercion, and irrespective of age, sex, sexual orientation, gender identity, ability, socio-economic or occupational status.

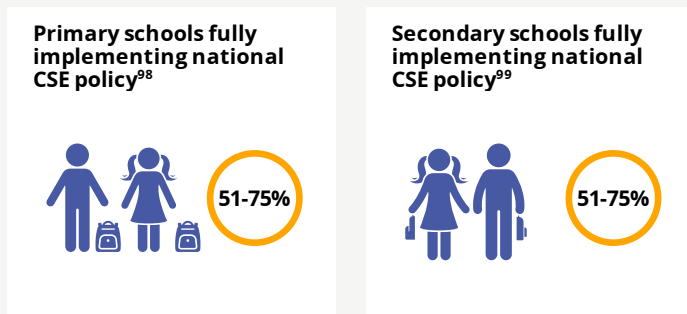
ND = No Data

Global Targets: Achieved ● Challenges remain ● Major challenges remain ●

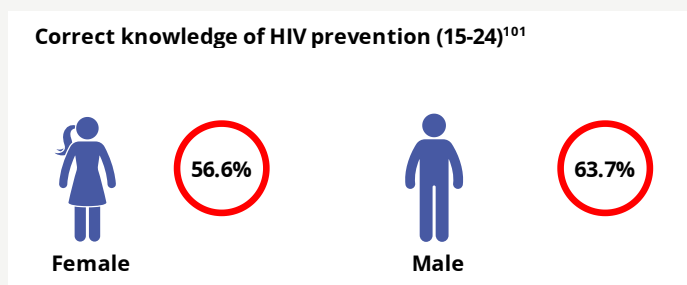
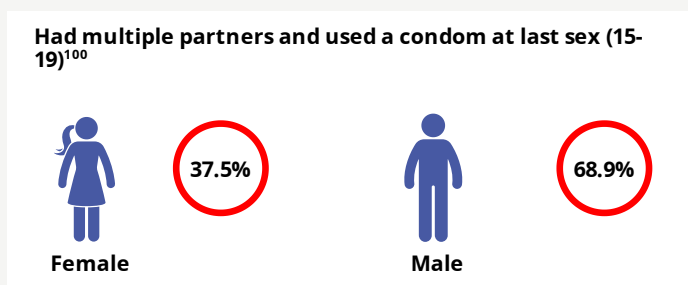
Harmful practices








Comprehensive Sexuality Education



Adolescent sexual health



Key populations¹⁰²

	Population size estimate	HIV prevalence	Knowledge of HIV status	Condom use at last sex
 <p>Men who have sex with men¹⁰³⁻¹⁰⁶</p>	32,600	18.2%	ND	54.9%
 <p>Sex workers¹⁰⁷⁻¹¹⁰</p>	167,900	29.3%	95.5%	92.0%
 <p>People who inject drugs¹¹¹⁻¹¹⁴</p>	16,000	18.3%	94.0%	75.9%
 <p>Transgender people¹¹⁵⁻¹¹⁸</p>	4,300	ND	ND	ND
 <p>Prisoners¹¹⁹⁻¹²²</p>	ND	ND	ND	ND

ENDNOTES

1. The cutoff for data included in this Infographic Snapshot is 15/04/2021. The year provided for each endnote is the date of the latest available data with an earliest date of 2011. Where data is not available in an international data source 'No data' is stated. This does not mean that no data exists for this indicator but that no data was found in internationally validated data sources.
2. Starrs, A. M. et al (2018) Accelerate progress - sexual and reproductive health and rights for all: report of the Guttmacher-Lancet Commission. The Lancet Commissions Vol 391, Issue 10140. p2642-2692. [https://doi.org/10.1016/S0140-6736\(18\)30293-9](https://doi.org/10.1016/S0140-6736(18)30293-9); WHO (2017) Sexual health and its linkages to reproductive health: an operational approach. Available from https://www.who.int/reproductivehealth/publications/sexual_health/sh-linkages-rh/en/; UNFPA (2019) Sexual and Reproductive Health and Rights: An Essential Element of Universal Health Coverage. Available from: <https://www.unfpa.org/featured-publication/sexual-and-reproductive-health-and-rights-essential-element-universal-health>
3. WHO (2018) Call to action to attain universal health coverage through linked sexual and reproductive health and rights and HIV interventions. Available from <https://www.who.int/reproductivehealth/publications/callto-action-linked-srhr-hiv-interventions/en/>; Starrs, A. M. et al (2018) Accelerate progress - sexual and reproductive health and rights for all: report of the Guttmacher-Lancet Commission. Lancet Vol 391, Issue 10140. p2642-2692. [https://doi.org/10.1016/S0140-6736\(18\)30293-9](https://doi.org/10.1016/S0140-6736(18)30293-9); WHO (2017) Sexual health and its linkages to reproductive health: an operational approach. Available from https://www.who.int/reproductivehealth/publications/sexual_health/sh-linkages-rh/ena
4. 2020. Indicator: Population. Source: United Nations Population Division - <https://population.un.org/wpp/Download/Standard/Interpolated/>
5. 2019. Indicator: Life expectancy at birth (years). Source: United Nations Population Division - <https://population.un.org/wpp/Download/Standard/Mortality/>
6. 2020. Indicator: Population demographic overview. Source: United Nations Population Division - <https://population.un.org/wpp/Download/Standard/Interpolated/>
7. 2015-2020. Indicator: Total fertility rate. Source: United Nations Population Division - <https://population.un.org/wpp/Download/Standard/Fertility/>
8. 2015-2020. Indicator: Adolescent birth rate. Births per 1,000 adolescent females aged 15 to 19. Source: United Nations Population Division - <https://population.un.org/wpp/Download/Standard/Fertility/>
9. 2014. Indicator: Median age at first sexual intercourse (age 20-24). Source: 2014 DHS - <http://statcompiler.com>
10. 2014. Indicator: Proportion of women aged 20-24 years who were married or in a union before age 18. Source: DHS 2014. Compiled by UNICEF - <https://data.unicef.org/topic/child-protection/child-marriage/>
11. 2017. Indicator: SDG3.1.1. The estimated number of women, between the age of 15-49, who die from pregnancy-related causes while pregnant or within 42 days of termination of pregnancy, per 100,000 live births. Source: SDG database - <https://unstats.un.org/sdgs/indicators/database>
12. No Data. Indicator: Maternal deaths due to HIV. Source: WHO (2019) Trends in maternal mortality 2000 to 2017 - <https://www.who.int/publications/i/item/9789241516488>
13. 2019. Indicator: SDG3.2.2. Source: SDG database - <https://unstats.un.org/sdgs/indicators/database>
14. 2019. Indicator: Number of new HIV infections. Source: UNAIDS estimates - <https://aidsinfo.unaids.org>
15. 2019. Indicator: Number of people living with HIV. Source: UNAIDS estimates - <https://aidsinfo.unaids.org>
16. 2019. Indicator: Number of AIDS related deaths. Source: UNAIDS estimates - <https://aidsinfo.unaids.org>
17. 2019. Indicator: HIV incidence per 1000 population (15+). Source: UNAIDS estimates - <https://aidsinfo.unaids.org>
18. 2019. Indicator: HIV prevalence among adults (15+). Source: UNAIDS estimates - <https://aidsinfo.unaids.org>
19. 2019. Indicator: Laws criminalizing transmission of, non-disclosure of, or exposure to HIV transmission. Source: UNAIDS Laws and Policies Analytics - <http://lawsandpolicies.unaids.org/topicresult?i=374>
20. 2017. Indicator: Laws restricting entry, stay and residence of people living with HIV. Source: UNAIDS Laws and Policies Analytics - <http://lawsandpolicies.unaids.org/topicresult?i=375>
21. 2019. Indicator: Laws protecting against discrimination on the basis of HIV status. Source: UNAIDS Laws and Policies Analytics - <http://lawsandpolicies.unaids.org/topicresult?i=792>
22. 2020. Indicator: Country has a national policy on HIV self-testing. Source: UNAIDS Laws and Policies Analytics - <http://lawsandpolicies.unaids.org/topicresult?i=15>
23. 2017. Indicator: PrEP is available (according to national authorities). Source: UNAIDS Laws and Policies Analytics - <http://lawsandpolicies.unaids.org/>
24. 2019. Indicator: Criminalization of same sex sexual acts. Source: UNAIDS Laws and Policies Analytics - <http://lawsandpolicies.unaids.org/topicresult?i=213>
25. 2019. Indicator: Criminalization of sex work. Source: UNAIDS Laws and Policies Analytics - <http://lawsandpolicies.unaids.org/topicresult?i=212>
26. 2019. Indicator: Death penalty retained in law for people convicted of drug-related offences. Source: UNAIDS Laws and Policies Analytics - <http://lawsandpolicies.unaids.org/>
27. 2019. Indicator: Explicit supportive reference to harm reduction in national policies. Source: UNAIDS Laws and Policies Analytics - <http://lawsandpolicies.unaids.org/topicresult?i=222>
28. No Data. Indicator: Legal protections for transgender people: A third gender is legally recognised (according to national authorities). Source: UNAIDS Laws and Policies Analytics - <http://lawsandpolicies.unaids.org/>
29. 2017. Indicator: Laws that allow legal abortion. Source: WHO Abortion Policy Database - <https://abortion-policies.srhr.org/>
30. 2019. Indicator: Laws requiring spousal consent for married women to access sexual and reproductive health services. Source: UNAIDS Laws and Policies Analytics - <http://lawsandpolicies.unaids.org/topicresult?i=376>
31. 2018. Indicator: Legislation explicitly criminalizes marital rape. Source: WBG Women, Business and the Law - <https://govdata360.worldbank.org/indicators/h11830cb7>
32. 2011. Indicator: Existence of laws on domestic violence. Source: UN Women - <https://unstats.un.org/unsd/gender/Data/Qualitative%20Indicators.html>
33. 2011. Indicator: Are there laws criminalizing sexual harassment. Source: UN Women - <https://unstats.un.org/unsd/gender/Data/Qualitative%20Indicators.html>
34. 2019. Indicator: Education policies on life skills-based HIV and sexuality education in primary school. Source: UNAIDS Laws and Policies Analytics - <http://lawsandpolicies.unaids.org/topicresult?i=1>
35. No Data. Indicator: Policies available that promote self-care interventions for SRHR. Source: WHO - <https://www.who.int/reproductivehealth/publications/self-care-interventions/en/>
36. No Data. Indicator: SDG 5.6.2. Extent to which countries have laws and regulations that guarantee full and equal access to women and men aged 15 years and older to SRH care, information and education. Source: SDG database - <https://unstats.un.org/sdgs/indicators/database>
37. No Data. Indicator: Minimum legal age of consent for heterosexual sex. Source: <http://chartsbin.com/view/hxj>
38. 2011. Indicator: Legal minimum age for marriage without parental consent (where an age range given, the lowest figure was used). Source: United Nations Statistics Division - <http://unstats.un.org/unsd/gender/Data/Qualitative%20Indicators.html>
39. 2018. Indicator: Laws requiring parental consent for adolescents to access sexual and reproductive health services. Source: UNAIDS Laws and Policies Analytics - <http://lawsandpolicies.unaids.org/>
40. 2014. Indicator: Indicator: Percentage of married women who say that they have the final say in own health care. Source: DHS - <http://www.statcompiler.com/>
41. 2014. Indicator: SDG 5.6.1: Proportion of women who make their own informed decisions regarding sexual relations, contraceptive use and reproductive health care (% of women aged 15-49 years). Source: SDG database - <https://unstats.un.org/sdgs/indicators/database/>

ENDNOTES

42. 2021. Indicator: Global Gender Gap Index 2020. Source: World Economic Forum - http://www3.weforum.org/docs/WEF_GGGR_2020.pdf
43. No Data. Indicator: Percentage of women and men 15–49 years old who report discriminatory attitudes towards people living with HIV. Source: UNAIDS - <https://aidsinfo.unaids.org/>
44. 2017. Indicator: SDG 3.8.1. UHC service coverage index. Source: Sustainable Development Report 2020 - <https://unstats.un.org/sdgs/indicators/database>
45. 2015. Indicator: SDG 3.8.2. Population with large health expenditures as a share of total expenditure or income greater than 10%. Source: SDG database - <https://unstats.un.org/sdgs/indicators/database>
46. 2015. Indicator: SDG 3.8.2. Population with large health expenditures as a share of total expenditure or income greater than 25%. Source: SDG database - <https://unstats.un.org/sdgs/indicators/database>
47. 2017. Indicator: Countries that have passed legislation on universal health coverage. Source: WHO Global Health Observatory - <http://apps.who.int/gho/portal/uhc-hss-cabinet-wrapper-v2.jsp?id=1030103>
- 48a. 2018. Indicator: Health worker density - medical doctors per 10,000 population. Source: WHO Global Health Observatory - <https://apps.who.int/gho/data/view.main.UHCHRHV>
- 48b. 2018. Indicator: Health worker density - nurses and midwifery personnel per 10,000 population. Source: WHO Global Health Observatory - <https://apps.who.int/gho/data/view.main.UHCHRHV>
- 48c. 2018. Indicator: Health worker density - Pharmacists per 10,000 population. Source: WHO Global Health Observatory - <https://apps.who.int/gho/data/view.main.UHCHRHV>
49. No Data. Indicator: Median availability of selected general medicines (%) - Public. Source: WHO Global Health Observatory - <http://apps.who.int/gho/portal/uhc-hss-cabinet-wrapper-v2.jsp?id=1030501>
50. 2020. Indicator: Local condom stock-out in the past 12 months. Source: UNAIDS Laws and Policies Analytics - <http://lawsandpolicies.unaids.org/topicresult?i=335>
51. 2020. Indicator: Functioning health information system. Source: UNAIDS Laws and Policies Analytics - <http://lawsandpolicies.unaids.org/topicresult?i=696>
52. 2018. Indicator: ANC data captured in health information system. Source: UNAIDS Laws and Policies Analytics - <http://lawsandpolicies.unaids.org/>
53. 2018. Indicator: Total current expenditure on health as percentage of Gross Domestic Product. Source: WHO Global Health Expenditure Database - <https://apps.who.int/nha/database/Select/Indicators/enn>
54. 2018. Indicator: Domestic general government health expenditure as percentage of GDP. Source: WHO Global Health Expenditure Database - <https://apps.who.int/nha/database/Select/Indicators/en>
55. 2018. Indicator: Current health expenditure per capita in US\$. Source: WHO Global Health Expenditure Database - <https://apps.who.int/nha/database/Select/Indicators/en>
56. 2018. Indicator: Domestic general government expenditure on reproductive health in current US\$ per capita. Source: WHO Global Health Expenditure Database - <https://apps.who.int/nha/database/Select/Indicators/en>
57. 2019. Indicator: Health facilities delivering integrated services: HIV counselling and testing with SRH. Source: UNAIDS Laws and Policies Analytics - <http://lawsandpolicies.unaids.org/>
58. 2019. Indicator: Health facilities delivering integrated services: HIV treatment and care with SRH. Source: UNAIDS Laws and Policies Analytics - <http://lawsandpolicies.unaids.org/>
59. 2019. Indicator: SDG 3.7.1. Percentage of total demand for family planning among married or in-union women aged 15 to 49 that is satisfied with modern methods (modern contraceptive prevalence divided by total demand for family planning). Source: SDG database - <https://unstats.un.org/sdgs/indicators/database/>
60. 2014. Indicator: Percentage of women who know of any modern contraceptive method. Source: 2014 DHS - <http://www.statcompiler.com/>
61. 2019. Indicator: Modern contraceptive method. Source: United Nations Population Division - <https://www.un.org/development/desa/pd/data/world-contraceptive-use>
62. 2019. Indicator: Unmet need for family planning rate, married or in-union women aged 15-49, per cent. Source: United Nations Population Division - <https://www.un.org/development/desa/pd/data/world-contraceptive-use>
63. 2019. Indicator: Percentage of married or in-union women aged 15-49 using any modern contraceptive method. Source: United Nations Population Division - <https://www.un.org/development/desa/pd/data/world-contraceptive-use>
64. 2015. Indicator: Percentage of women aged 15 to 49 with a live birth in a given time period that received antenatal care provided by skilled health personnel (doctor, nurse or midwife) at least once during pregnancy Source: UNICEF antenatal care coverage database - <http://data.unicef.org/maternal-health/antenatal-care.html>
65. 2014. Indicator: Percentage of women aged 15 to 49 with a live birth in a given time period that received antenatal care four or more times Source: UNICEF. Antenatal care coverage database - <http://data.unicef.org/maternal-health/antenatal-care.html>
66. 2016. Indicator: SDG 3.1.2. Proportion of births attended by skilled health personnel. Source: SDG database - <https://unstats.un.org/sdgs/indicators/database>
67. 2014. Indicator: Proportion of births by caesarian section. Source: WHO - <https://apps.who.int/gho/data/node.main.BIRTHSBYCAESAREAN?lang=en>
68. 2014. Indicator: Percentage of women with a postnatal checkup in the first two days after birth. Source: UNICEF - https://data.unicef.org/dv_index/
69. 2019. Indicator: Percentage of pregnant women with known HIV status. Source: UNAIDS estimates - <https://aidsinfo.unaids.org>
70. 2019. Indicator: Percentage of infants born to women living with HIV receiving a virological test for HIV within two months of birth. Source: UNAIDS estimates - <https://aidsinfo.unaids.org>
71. 2019. Indicator: Rate of mother-to-child transmission at 12 months. Source: UNAIDS estimates - <https://aidsinfo.unaids.org>
72. No Data. Indicator: Prevalence of primary infertility among women exposed to the risk of pregnancy. Source: Maya N. Mascarenhas et al. (Dec. 2012) PLoS Med 9(12) - <https://www.who.int/reproductivehealth/publications/infertility/277surveys/en/>
73. 2019. Indicator: Percentage of women accessing antenatal care services who were tested for syphilis at first antenatal care visit. Source: WHO Global Health Observatory data repository - <http://apps.who.int/gho/data/view.main.23610>
74. 2019. Indicator: Percentage of antenatal care attendees positive for syphilis who received treatment. Source: WHO Global Health Observatory data repository - <http://apps.who.int/gho/data/view.main.A1362STIV>
75. No Data. Indicator: Congenital syphilis rate per 100,000 live births. Source: WHO Global Health Observatory data repository - <http://apps.who.int/gho/data/view.main.CONGENITALSYPFSTIV>
76. 2012. Indicator: Number of abortions per 1,000 women aged 15-49. Source: Guttmacher Report on Abortion Worldwide 2017 (figure 2.3) - <https://www.guttmacher.org/report/abortion-worldwide-2017>
77. 2014. Indicator: Condom use at last high risk sex (adults 15-49). Source: UNAIDS estimates - <https://aidsinfo.unaids.org>
78. 2014. Indicator: Prevalence of male circumcision. Source: UNAIDS estimates - <https://aidsinfo.unaids.org>
79. 2019. Indicator: People living with HIV who know their status (15+). Source: UNAIDS estimates - <https://aidsinfo.unaids.org>
80. 2019. Indicator: People living with HIV who know their status who are on ART (15+). Source: UNAIDS estimates - <https://aidsinfo.unaids.org>
81. 2019. Indicator: People living with HIV on ART who achieve viral load suppression (15+). Source: UNAIDS estimates - <https://aidsinfo.unaids.org>
82. 2019. Indicator: Estimated Number of Current PrEP Users. Source: UNAIDS WHO Global AIDS Monitoring - <https://onlinedb.unaids.org/gam/libraries/asp/Home.aspx>
83. 2019. Indicator: Number of HIV self-tests distributed. Source: UNAIDS WHO GAM 2019 - <https://onlinedb.unaids.org/gam/libraries/asp/home.aspx>
84. No Data. Indicator: Percentage of men who have sex with men with active syphilis. Source: UNAIDS estimates - <https://aidsinfo.unaids.org>
85. No Data. Indicator: Percentage of sex workers with active syphilis. Source: UNAIDS estimates - <https://aidsinfo.unaids.org>
86. 2014. Indicator: SDG 5.2.1. Proportion of ever-married or partnered women aged 15-49 who experienced physical or sexual violence from a current or former intimate partner in the past 12 months. Source: SDG database - <https://unstats.un.org/sdgs/indicators/database/>
87. 2014. Indicator: Percentage of women ages 15-49 who believe a husband/partner is justified in hitting or beating his wife/partner for any of the following five reasons: argues with him; refuses to have sex; burns the food; goes out without telling him; or when she neglects the children. Source: Demographic and Health Surveys (DHS) and Multiple Indicator Cluster Surveys (MICS) - <http://data.worldbank.org/indicator/SG.VAW.REAS.ZS>
88. 2019. Indicator: Service delivery points provide care/support for women/men who have been raped/experienced incest: first-line support (psychological first aid) - according to national authorities. Source: UNAIDS Laws and Policies Analytics - <http://lawsandpolicies.unaids.org/>

ENDNOTES

89. 2019. Indicator: Service delivery points provide care/support for women/men who have been raped/experienced incest: Emergency contraception for women who seek services within five days - according to national authorities. Source: UNAIDS Laws and Policies Analytics - <http://lawsandpolicies.unaids.org/>
90. 2019. Indicator: Service delivery points provide care/support for women/men who have been raped/experienced incest: Safe abortion if a woman becomes pregnant as a result of rape in accordance with national law (according to national authorities). Source: UNAIDS Laws and Policies Analytics - <http://lawsandpolicies.unaids.org/>
91. 2019. Indicator: Service delivery points provide care/support for women/men who have been raped/experienced incest: Post-exposure prophylaxis for sexually transmitted infections and HIV (within 72 hours of sexual assault) - according to national authorities. Source: UNAIDS Laws and Policies Analytics - <http://lawsandpolicies.unaids.org/>
92. 2019. Indicator: Existence of national HPV vaccination programme. Source: WHO Global Health Observatory - <http://apps.who.int/gho/data/view.main.24766>
93. 2019. Indicator: Existence of national screening programme for cervical cancer. Source: WHO Global Health Observatory - <http://apps.who.int/gho/data/view.main.24766>
94. 2019. Indicator: Type of national cervical cancer screening programme. Source: WHO Global Health Observatory - <http://apps.who.int/gho/data/view.main.24766>
95. 2019. Indicator: Coverage of national cervical cancer screening programme. Source: WHO Global Health Observatory - <http://apps.who.int/gho/data/view.main.24766>
96. 2014. Indicator: Child marriage (%), married by 18. Source: UNICEF - <https://unstats.un.org/sdgs/indicators/database>
97. 2014. Indicator: Proportion of girls and women aged 15-49 years who have undergone female genital mutilation/cutting (FGM/C). Source: UNICEF - <https://unstats.un.org/sdgs/indicators/database>
98. 2019. Indicator: Percentage of primary schools that have fully implemented education policies on life skills-based HIV and sexuality education. Source: UNAIDS Laws and Policies Analytics - <http://lawsandpolicies.unaids.org/>
99. 2019. Indicator: Percentage of secondary schools that have fully implemented education policies on life skills-based HIV and sexuality education. Source: UNAIDS Laws and Policies Analytics - <http://lawsandpolicies.unaids.org/>
100. 2014. Indicator: Percentage of adolescents (aged 15-19) who reported having sexual intercourse with more than one partner in the last 12 months and who reported the use of a condom during their last sexual intercourse. Source: Demographic and Health Survey 2014. Compiled by UNICEF - <https://data.unicef.org/topic/hivaids/adolescents-young-people/>
101. 2014. Indicator: Percent of young people (15-24) with comprehensive, correct knowledge of HIV. Source: UNAIDS estimates - <https://aidsinfo.unaids.org>
102. It is recognised that there are also a number of vulnerable populations at greater risk of poor HIV or SRH outcomes such as migrants/refugees, indigenous populations, people with disabilities, people experiencing homelessness etc. These are not included in this snapshot due to a lack of data.
103. 2018. Indicator: Men who have sex with men population size estimate. Source: UNAIDS estimates - <https://aidsinfo.unaids.org>
104. 2011. Indicator: Percentage of men who have sex with men who are living with HIV. Source: UNAIDS estimates - <https://aidsinfo.unaids.org>
105. No Data. Indicator: Percentage of men who have sex with men who received an HIV test in the past 12 months and know their results. Source: UNAIDS estimates - <https://aidsinfo.unaids.org>
106. 2011. Indicator: Percentage of men reporting the use of a condom the last time they had anal sex with a male partner. Source: UNAIDS estimates - <https://aidsinfo.unaids.org>
107. 2018. Indicator: Sex workers population size estimate. Source: UNAIDS estimates - <https://aidsinfo.unaids.org>
108. 2011. Indicator: Percentage of sex workers who are living with HIV. Source: UNAIDS estimates - <https://aidsinfo.unaids.org>
109. 2017. Indicator: Percentage of sex workers who received an HIV test in the past 12 months and know their results. Source: UNAIDS estimates - <https://aidsinfo.unaids.org>
110. 2017. Indicator: Percentage of female and male sex workers reporting the use of a condom with their most recent client. Source: UNAIDS estimates - <https://aidsinfo.unaids.org>
111. 2019. Indicator: People who inject drugs population size estimate. Source: UNAIDS estimates - <https://aidsinfo.unaids.org>
112. 2011. Indicator: Percentage of people who inject drugs who are living with HIV. Source: UNAIDS estimates - <https://aidsinfo.unaids.org>
113. 2017. Indicator: Percentage of people who inject drugs who received an HIV test in the past 12 months and know their results. Source: UNAIDS estimates - <https://aidsinfo.unaids.org>
114. 2017. Indicator: Percentage of people who inject drugs reporting the use of a condom the last time they had sexual intercourse. Source: UNAIDS estimates - <https://aidsinfo.unaids.org>
115. 2018. Indicator: Transgender people population size estimate. Source: UNAIDS estimates - <https://aidsinfo.unaids.org>
116. No Data. Indicator: Percentage of transgender people who are living with HIV. Source: UNAIDS estimates - <https://aidsinfo.unaids.org>
117. No Data. Indicator: Percentage of transgender people who received an HIV test in the past 12 months and know their results. Source: UNAIDS estimates - <https://aidsinfo.unaids.org>
118. No Data. Indicator: Percentage of transgender people reporting the use of a condom the last time they had sexual intercourse. Source: UNAIDS estimates - <https://aidsinfo.unaids.org>
119. No Data. Indicator: Prisoner population size estimate. Source: UNAIDS estimates - <https://aidsinfo.unaids.org>
120. No Data. Indicator: Percentage of prisoners who are living with HIV. Source: UNAIDS estimates - <https://aidsinfo.unaids.org>
121. No Data. Indicator: Percentage of prisoner who received an HIV test in the past 12 months and know their results. Source: No known source
122. No Data. Indicator: Percentage of prisoners reporting the use of a condom the last time they had sexual intercourse. Source: No known source



To find out more:
<https://www.who.int/health-topics/self-care>



Disclaimer: All reasonable precautions have been taken by the publishers to verify the information contained in this publication. However, the published material is being distributed without warranty of any kind, either expressed or implied. The responsibility for the interpretation and use of the materials lies with the reader. In no event shall the IAWG on SRH and HIV Linkages or any organization whose logo appears on this document be liable for damages arising from use of this publication. This publication does not necessarily represent decisions of the IAWG on SRH and HIV Linkages or any organization whose logo appears on this document.